


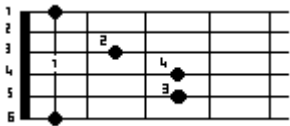
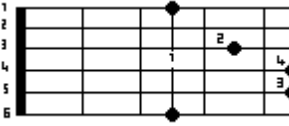

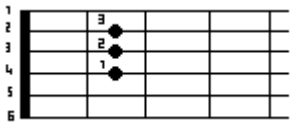
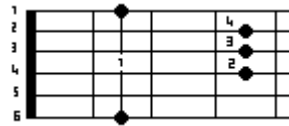

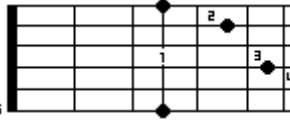
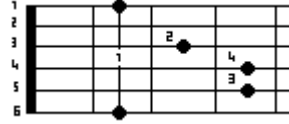
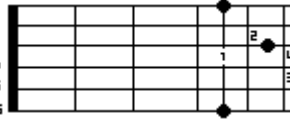

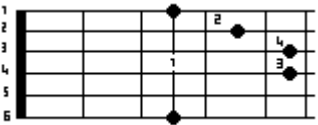
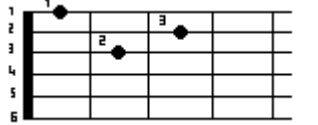
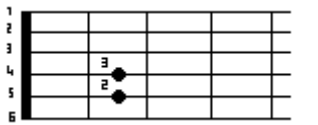

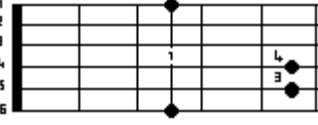
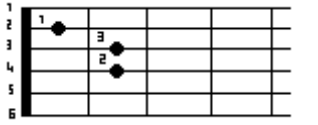
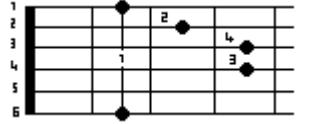
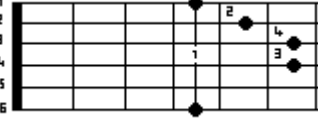

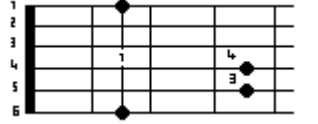
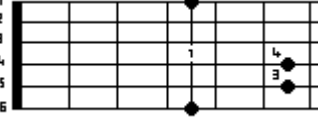
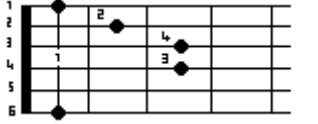


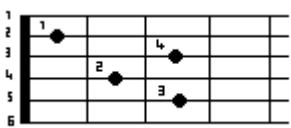




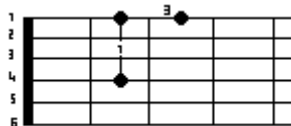



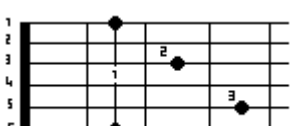


ACCORDI MAGGIORI

<p>Do</p> 	<p>Re</p> 	<p>Mi</p> 
<p>Fa</p> 	<p>Sol</p> 	<p>(oppure) Sol</p> 
<p>La</p> 	<p>Si</p> 	<p>Do# o Reb</p> 
<p>Re# o Mib</p> 	<p>Fa# o Solb</p> 	<p>Sol# o Lab</p> 
<p>La# o Sib</p> 		

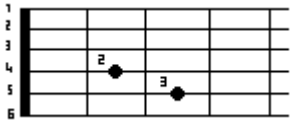


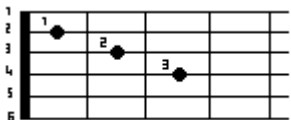


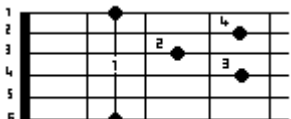
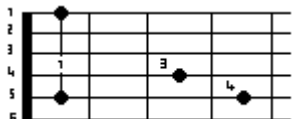
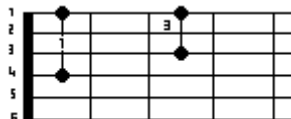

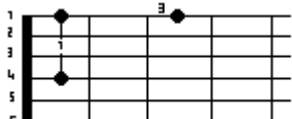

ACCORDI MINORI

Dom	Rem	Mim
		
Fam	Solm	Lam
		
Sim	Do#m o Rebm	Re#m o Mibm
		
Fa#m o Solbm	Sol#m o Labm	La#m o Sibm
		

ACCORDI MAGGIORI CON 7^a

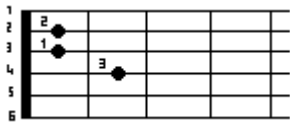
<p>Do7</p>  <p>A guitar fretboard diagram for the Do7 chord. The notes are G4 (1st fret, 3rd string), B4 (2nd fret, 4th string), D5 (3rd fret, 5th string), and F5 (4th fret, 6th string). Fingerings are: 1 on 3rd string, 2 on 4th string, 3 on 5th string, and 4 on 6th string.</p>	<p>Re7</p>  <p>A guitar fretboard diagram for the Re7 chord. The notes are A4 (2nd fret, 5th string), C5 (3rd fret, 4th string), E5 (4th fret, 3rd string), and G5 (5th fret, 2nd string). Fingerings are: 1 on 5th string, 2 on 4th string, 3 on 3rd string, and 3 on 2nd string.</p>	<p>Mi7</p>  <p>A guitar fretboard diagram for the Mi7 chord. The notes are B4 (2nd fret, 4th string), D5 (3rd fret, 5th string), E5 (4th fret, 6th string), and G5 (5th fret, 1st string). Fingerings are: 1 on 4th string, 2 on 5th string, 3 on 6th string, and 4 on 1st string.</p>
<p>Fa7</p>  <p>A guitar fretboard diagram for the Fa7 chord. The notes are C5 (3rd fret, 5th string), E5 (4th fret, 4th string), G5 (5th fret, 3rd string), and Bb5 (5th fret, 2nd string). Fingerings are: 1 on 5th string, 2 on 4th string, 3 on 3rd string, and 1 on 2nd string.</p>	<p>Sol7</p>  <p>A guitar fretboard diagram for the Sol7 chord. The notes are D5 (3rd fret, 5th string), F5 (4th fret, 4th string), A5 (5th fret, 3rd string), and C6 (6th fret, 2nd string). Fingerings are: 1 on 5th string, 2 on 4th string, 3 on 3rd string, and 1 on 2nd string.</p>	<p>La7</p>  <p>A guitar fretboard diagram for the La7 chord. The notes are E5 (4th fret, 6th string), G5 (5th fret, 5th string), Bb5 (5th fret, 4th string), and D6 (6th fret, 3rd string). Fingerings are: 1 on 6th string, 2 on 5th string, 3 on 4th string, and 1 on 3rd string.</p>
<p>Si7</p>  <p>A guitar fretboard diagram for the Si7 chord. The notes are F5 (4th fret, 6th string), A5 (5th fret, 5th string), C6 (6th fret, 4th string), and D6 (6th fret, 3rd string). Fingerings are: 1 on 6th string, 2 on 5th string, 3 on 4th string, and 4 on 3rd string.</p>	<p>Reb7</p>  <p>A guitar fretboard diagram for the Reb7 chord. The notes are G5 (5th fret, 6th string), Bb5 (5th fret, 5th string), D6 (6th fret, 4th string), and F6 (6th fret, 3rd string). Fingerings are: 1 on 6th string, 2 on 5th string, 3 on 4th string, and 1 on 3rd string.</p>	<p>Mib7</p>  <p>A guitar fretboard diagram for the Mib7 chord. The notes are A5 (5th fret, 6th string), C6 (6th fret, 5th string), Eb6 (6th fret, 4th string), and G6 (6th fret, 3rd string). Fingerings are: 1 on 6th string, 2 on 5th string, 3 on 4th string, and 1 on 3rd string.</p>
<p>Solb7</p>  <p>A guitar fretboard diagram for the Solb7 chord. The notes are D5 (3rd fret, 5th string), F5 (4th fret, 4th string), Ab5 (4th fret, 3rd string), and Bb5 (5th fret, 2nd string). Fingerings are: 1 on 5th string, 2 on 4th string, 3 on 3rd string, and 1 on 2nd string.</p>	<p>Lab7</p>  <p>A guitar fretboard diagram for the Lab7 chord. The notes are E5 (4th fret, 6th string), G5 (5th fret, 5th string), Ab5 (4th fret, 4th string), and Bb5 (5th fret, 3rd string). Fingerings are: 1 on 6th string, 2 on 5th string, 3 on 4th string, and 1 on 3rd string.</p>	<p>Sib7</p>  <p>A guitar fretboard diagram for the Sib7 chord. The notes are F5 (4th fret, 6th string), Ab5 (4th fret, 5th string), Bb5 (5th fret, 4th string), and D6 (6th fret, 3rd string). Fingerings are: 1 on 6th string, 2 on 5th string, 3 on 4th string, and 1 on 3rd string.</p>

ACCORDI MAGGIORI CON 7^a+

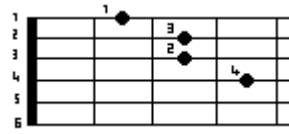
Do7+	Re7+	Mi7+
		
Fa7+	Sol7+	La7+
		
Si7+	Reb7+	Mib7+
		
Solb7+	Lab7+	Sib7+
		

ACCORDI CON 5^a+

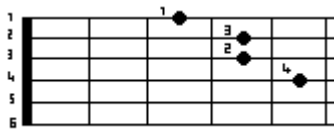
Do5+ / Mi5+ / Lab5+




Re5+ / Solb5+ / Sib5+



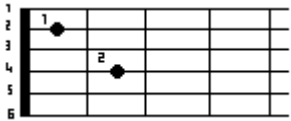


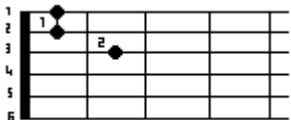

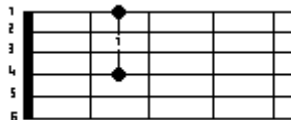
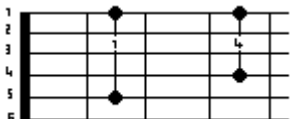
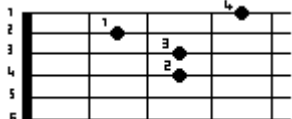
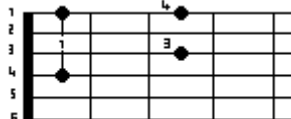
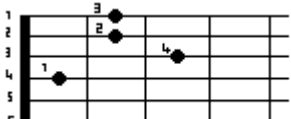
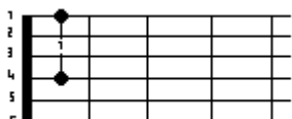
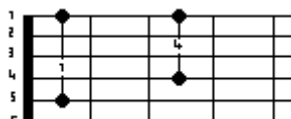
Sol5+ / Si5+ / Mib5+



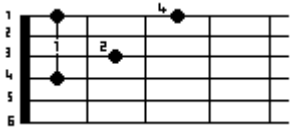
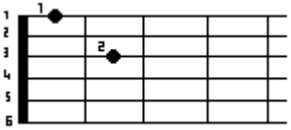

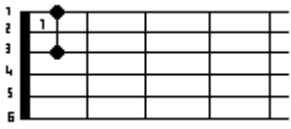
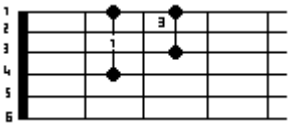
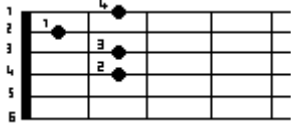

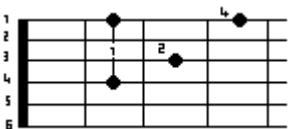
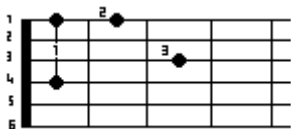
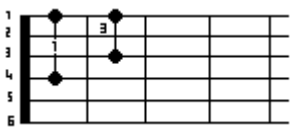
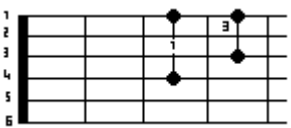
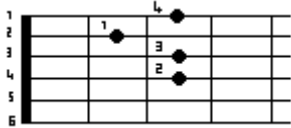
Reb5+ / Fa5+ / La5+



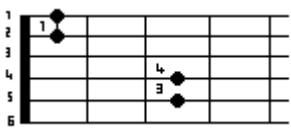
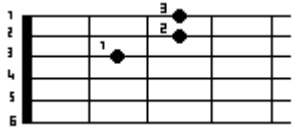
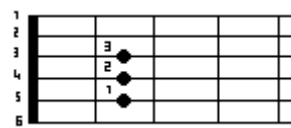
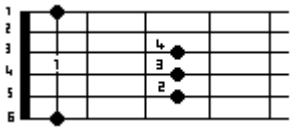
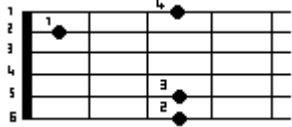
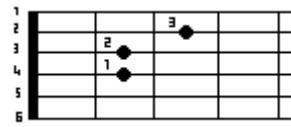
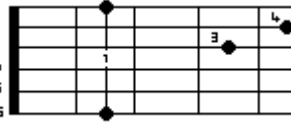


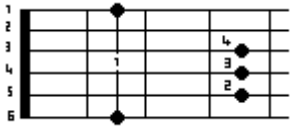


ACCORDI MAGGIORI CON 6^a

<p>Do6</p> 	<p>Re6</p> 	<p>Mi6</p> 
<p>Fa6</p> 	<p>Sol6</p> 	<p>La6</p> 
<p>Si6</p> 	<p>Reb6</p> 	<p>Mib6</p> 
<p>Solb6</p> 	<p>Lab6</p> 	<p>Sib6</p> 

ACCORDI MINORI CON 6^a

<p>Dom6</p> 	<p>Rem6</p> 	<p>Mim6</p> 
<p>Fam6</p> 	<p>Solm6</p> 	<p>Lam6</p> 
<p>Sim6</p> 	<p>Rebm6</p> 	<p>Mibm6</p> 
<p>Solbm6</p> 	<p>Labm6</p> 	<p>Sibm6</p> 

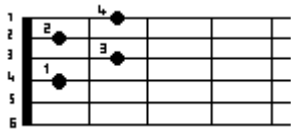
ACCORDI CON 4^a

<p>Do4</p> 	<p>Re4</p> 	<p>Mi4</p> 
<p>Fa4</p> 	<p>Sol4</p> 	<p>La4</p> 
<p>Si4</p> 	<p>Reb4</p> 	<p>Mib4</p> 
<p>Solb4</p> 	<p>Lab4</p> 	<p>Sib4</p> 

ACCORDI DIMINUITI

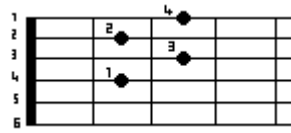
Do dim. / Mib dim.

Fa# dim. / La dim.




Reb dim. / Mi dim.

Sol dim. / Sib dim.



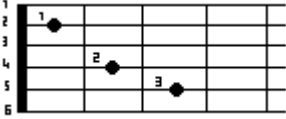
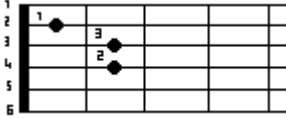
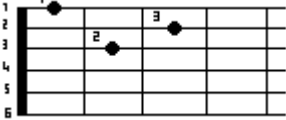

Re dim. / Fa dim.

Sol# dim. / Si dim.


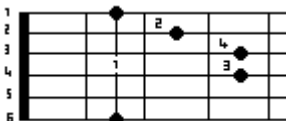

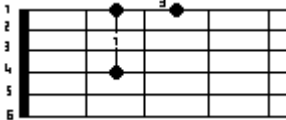


GIRI ARMONICI CLASSICI


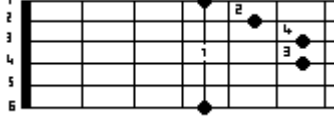
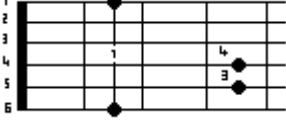

Giro di Do

<p style="text-align: center;">Do</p> 	<p style="text-align: center;">Lam</p> 
<p style="text-align: center;">Rem</p> 	<p style="text-align: center;">Sol7</p> 



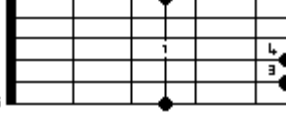

Giro di Re

<p style="text-align: center;">Re</p> 	<p style="text-align: center;">Sim</p> 
<p style="text-align: center;">Mim</p> 	<p style="text-align: center;">La7</p> 



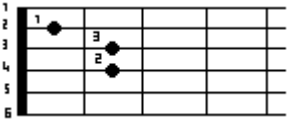

Giro di Mi

<p style="text-align: center;">Mi</p> 	<p style="text-align: center;">Do#m</p> 
<p style="text-align: center;">Fa#m</p> 	<p style="text-align: center;">Si7</p> 

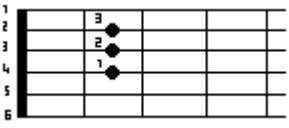
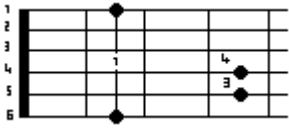
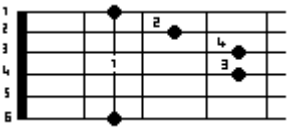
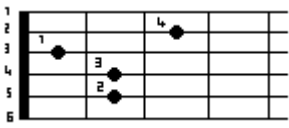
Giro di Fa

<p style="text-align: center;">Fa</p> 	<p style="text-align: center;">Rem</p> 
<p style="text-align: center;">Solm</p> 	<p style="text-align: center;">Do7</p> 

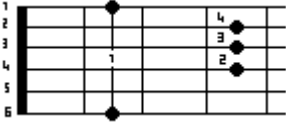
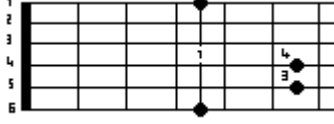
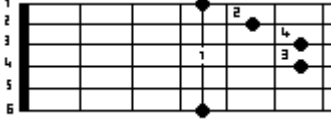

Giro di Sol

<p style="text-align: center;">Sol</p> 	<p style="text-align: center;">Mim</p> 
<p style="text-align: center;">Lam</p> 	<p style="text-align: center;">Re7</p> 

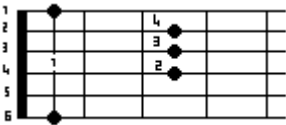
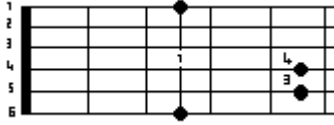
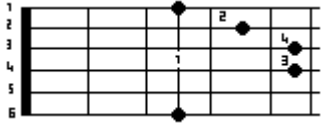
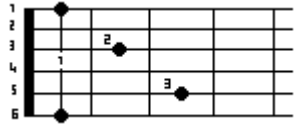
Giro di La

<p style="text-align: center;">La</p> 	<p style="text-align: center;">Fa#m</p> 
<p style="text-align: center;">Sim</p> 	<p style="text-align: center;">Mi7</p> 

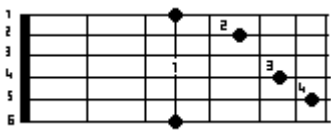
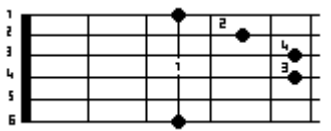
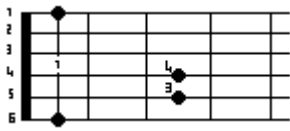
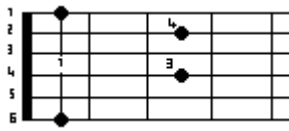
Giro di Si

<p style="text-align: center;">Si</p>  <p>A fretboard diagram for the Si chord. The strings are numbered 1 to 6 from top to bottom. The notes are: 1st string (open), 2nd string (4th fret), 3rd string (3rd fret), 4th string (2nd fret), 5th string (open), and 6th string (open).</p>	<p style="text-align: center;">Sol#m</p>  <p>A fretboard diagram for the Sol#m chord. The strings are numbered 1 to 6 from top to bottom. The notes are: 1st string (open), 2nd string (open), 3rd string (open), 4th string (1st fret), 5th string (3rd fret), and 6th string (2nd fret).</p>
<p style="text-align: center;">Do#m</p>  <p>A fretboard diagram for the Do#m chord. The strings are numbered 1 to 6 from top to bottom. The notes are: 1st string (open), 2nd string (2nd fret), 3rd string (3rd fret), 4th string (2nd fret), 5th string (open), and 6th string (1st fret).</p>	<p style="text-align: center;">Do#7</p>  <p>A fretboard diagram for the Do#7 chord. The strings are numbered 1 to 6 from top to bottom. The notes are: 1st string (2nd fret), 2nd string (1st fret), 3rd string (3rd fret), 4th string (2nd fret), 5th string (open), and 6th string (1st fret).</p>


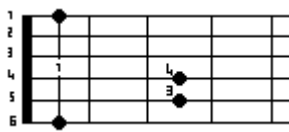
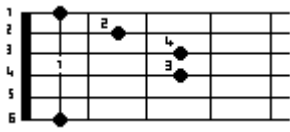
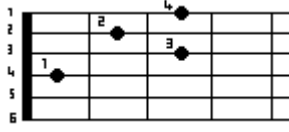
Giro di Sib

<p style="text-align: center;">Sib</p>  <p>A fretboard diagram for the Sib chord. The strings are numbered 1 to 6 from top to bottom. The notes are: 1st string (open), 2nd string (open), 3rd string (open), 4th string (1st fret), 5th string (2nd fret), and 6th string (open).</p>	<p style="text-align: center;">Solm</p>  <p>A fretboard diagram for the Solm chord. The strings are numbered 1 to 6 from top to bottom. The notes are: 1st string (open), 2nd string (open), 3rd string (open), 4th string (1st fret), 5th string (3rd fret), and 6th string (2nd fret).</p>
<p style="text-align: center;">Dom</p>  <p>A fretboard diagram for the Dom chord. The strings are numbered 1 to 6 from top to bottom. The notes are: 1st string (open), 2nd string (2nd fret), 3rd string (3rd fret), 4th string (2nd fret), 5th string (open), and 6th string (1st fret).</p>	<p style="text-align: center;">Fa7</p>  <p>A fretboard diagram for the Fa7 chord. The strings are numbered 1 to 6 from top to bottom. The notes are: 1st string (open), 2nd string (2nd fret), 3rd string (open), 4th string (1st fret), 5th string (3rd fret), and 6th string (open).</p>

Giro di Mib

<p>Mib</p>  <p>A six-string guitar fretboard diagram for the Mib chord. The strings are numbered 1 to 6 from top to bottom. Fingering: 1st string (E) has a dot on the 1st fret; 2nd string (D) has a dot on the 2nd fret; 3rd string (G) has a dot on the 3rd fret; 4th string (B) has a dot on the 4th fret; 5th string (F) has a dot on the 5th fret; 6th string (C) has a dot on the 5th fret.</p>	<p>Dom</p>  <p>A six-string guitar fretboard diagram for the Dom chord. The strings are numbered 1 to 6 from top to bottom. Fingering: 1st string (E) has a dot on the 1st fret; 2nd string (D) has a dot on the 2nd fret; 3rd string (G) has a dot on the 3rd fret; 4th string (B) has a dot on the 4th fret; 5th string (F) has a dot on the 5th fret; 6th string (C) has a dot on the 5th fret.</p>
<p>Fam</p>  <p>A six-string guitar fretboard diagram for the Fam chord. The strings are numbered 1 to 6 from top to bottom. Fingering: 1st string (E) has a dot on the 1st fret; 2nd string (D) has a dot on the 2nd fret; 3rd string (G) has a dot on the 3rd fret; 4th string (B) has a dot on the 4th fret; 5th string (F) has a dot on the 5th fret; 6th string (C) has a dot on the 5th fret.</p>	<p>Sib7</p>  <p>A six-string guitar fretboard diagram for the Sib7 chord. The strings are numbered 1 to 6 from top to bottom. Fingering: 1st string (E) has a dot on the 1st fret; 2nd string (D) has a dot on the 2nd fret; 3rd string (G) has a dot on the 3rd fret; 4th string (B) has a dot on the 4th fret; 5th string (F) has a dot on the 5th fret; 6th string (C) has a dot on the 5th fret.</p>

Giro di Lab

<p>Lab</p>  <p>A six-string guitar fretboard diagram for the Lab chord. The strings are numbered 1 to 6 from top to bottom. Fingering: 1st string (E) has a dot on the 1st fret; 2nd string (D) has a dot on the 2nd fret; 3rd string (G) has a dot on the 3rd fret; 4th string (B) has a dot on the 4th fret; 5th string (F) has a dot on the 5th fret; 6th string (C) has a dot on the 5th fret.</p>	<p>Fam</p>  <p>A six-string guitar fretboard diagram for the Fam chord. The strings are numbered 1 to 6 from top to bottom. Fingering: 1st string (E) has a dot on the 1st fret; 2nd string (D) has a dot on the 2nd fret; 3rd string (G) has a dot on the 3rd fret; 4th string (B) has a dot on the 4th fret; 5th string (F) has a dot on the 5th fret; 6th string (C) has a dot on the 5th fret.</p>
<p>Sibm</p>  <p>A six-string guitar fretboard diagram for the Sibm chord. The strings are numbered 1 to 6 from top to bottom. Fingering: 1st string (E) has a dot on the 1st fret; 2nd string (D) has a dot on the 2nd fret; 3rd string (G) has a dot on the 3rd fret; 4th string (B) has a dot on the 4th fret; 5th string (F) has a dot on the 5th fret; 6th string (C) has a dot on the 5th fret.</p>	<p>Mib7</p>  <p>A six-string guitar fretboard diagram for the Mib7 chord. The strings are numbered 1 to 6 from top to bottom. Fingering: 1st string (E) has a dot on the 1st fret; 2nd string (D) has a dot on the 2nd fret; 3rd string (G) has a dot on the 3rd fret; 4th string (B) has a dot on the 4th fret; 5th string (F) has a dot on the 5th fret; 6th string (C) has a dot on the 5th fret.</p>